

2022 School Facilities Inventory Report

Facility Name: **LAMOILLE NORTH SU | HYDE PARK ELEMENTARY SCHOOL | 50 EAST MAIN STREET, HYDE PARK 5655 - Combination (PreK thru 6) - Main Building**

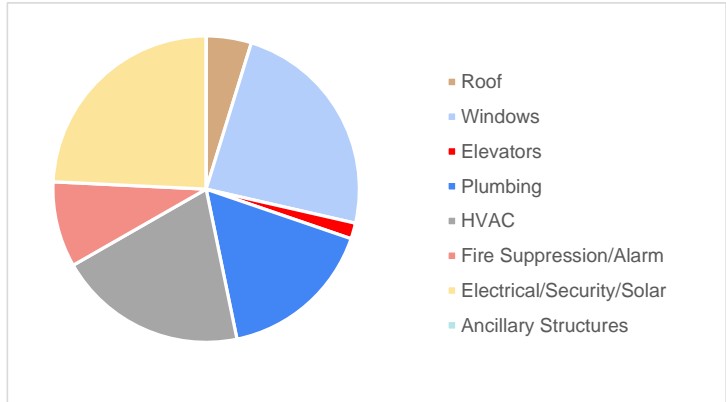
March 29, 2022

Total Value of Assets (Does Not Include Site/Structure/Walls/Interiors) **\$4,476,561**



GPS: 44.59205686411881, -72.61370048102759

Relative Asset Values

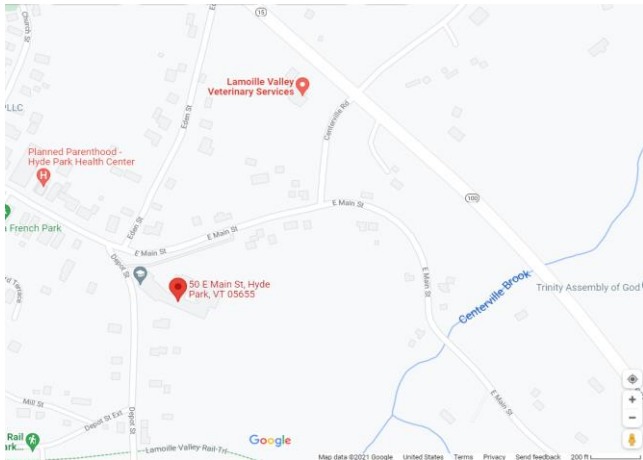
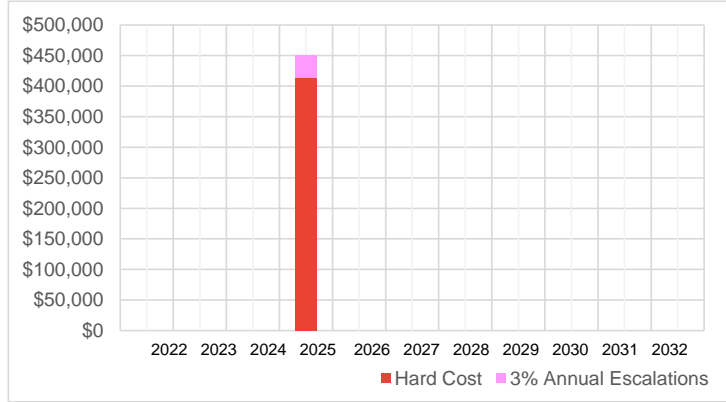


Value of Assets/GSF **\$90.77**



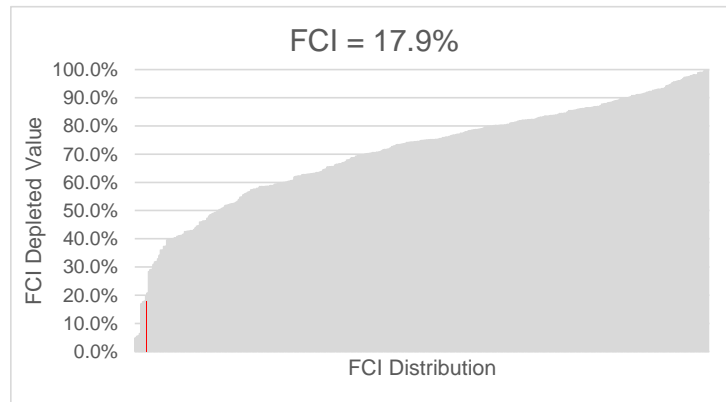
Site Plan - Google Earth

Projected Capital Planning Cash Flow



Location Plan - Google Maps

Facility Condition Index (FCI) Compared to Portfolio



(See Last Page for Explanation of Terms)

2022 School Facilities Inventory Report

Facility Name: **LAMOILLE NORTH SU | HYDE PARK ELEMENTARY SCHOOL | 50 EAST MAIN STREET, HYDE PARK 5655 - Combination (PreK thru 6) - Main Building**


Respondent Information

Date/Time Completed **2021-12-13 - 4:02 PM**
 Respondent Name **Dylan Laflam**
 Respondent Title **Director of Facilities**
 Respondent Email **dlaflam@luhs18.org**
 Respondent Phone Number **(802) 851-1587**

Facility Information

School Type **Combination (PreK thru 6)**
 Building Identification **Main Building**
 Stories **3**
 Building Area **49317 (Gross Square Footage - GSF)**
 Year Constructed **1898**
 Year of Last Major Renovation **2018**
 FCI (Depleted Value) **17.9%**

Environmental & Safety Issues

Hazardous Materials **Yes** 
 Hazardous (HZD) Materials include **Lead paint**
 HZD Issues are **Major**
 HZD Issues include **The original portion of the building has clapboards that date back to the late 1800's. Although they do not test positive for lead paint with a swab we assume that they are because of their age and how many times the building has been painted. The only real way to abate them at this point is a complete removal and replacement of all siding and exterior trim on the original portion of the building.**

Indoor Air Quality (IAQ) Issues **No**
 IAQ Issues include **-**
 IAQ Issues are **-**
 IAQ Issues include **-**


Fire or Life/Safety (FL/S) Issues **No**
 FL/S Issues are **-**

Other Risk Factors **No**
 Other Risk Factors include **-**
 Other Risk Factors are **-**

Handicap Accessibility (ADA) Issues

Handicap Accessibility (ADA) Issues **No**
 ADA Issues are **N/A**
 ADA Issues include **N/A**

Utilities - Adequacy

IT / Internet Service **Adequate**
 Building Wi-Fi Coverage **Adequate**
 Cellular Reception **Marginal** 
 Water Service Pressure **Adequate**
 Natural Gas/Propane Pressure **Adequate**
 Electrical Capacity **Adequate**

2022 School Facilities Inventory Report

Facility Name: **LAMOILLE NORTH SU | HYDE PARK ELEMENTARY SCHOOL | 50 EAST MAIN STREET, HYDE PARK 5655 - Combination (PreK thru 6) - Main Building**

Building Envelope - Roof

Roof 1 is Metal	EUL	C-RUL	Cost / Unit	Quantity	Units	Total Value
Covers 100%	40	36	\$13.00 / SF	16,439	SF	\$213,707
Installed in 2018						
Roof 2 is -	EUL	C-RUL	Cost / Unit	Quantity	Units	Total Value
Covers 0%	-	N/A	- / -	-	-	\$0
Installed in -						
Roof 3 is -	EUL	C-RUL	Cost / Unit	Quantity	Units	Total Value
Covers 0%	-	N/A	- / -	-	-	\$0
Installed in -						
Roof 4 is -	EUL	C-RUL	Cost / Unit	Quantity	Units	Total Value
Covers 0%	-	N/A	- / -	-	-	\$0
Installed in -						

Building Envelope - Windows

Primary Window System Curtain Wall	EUL	C-RUL	Cost / Unit	Quantity	Units	Total Value
% of Windows That are this Type 50%	50	46	\$110.00 / SF	5,918	SF	\$650,984
Installed in 2018						
Secondary Window System Window, Wood-Frame	EUL	C-RUL	Cost / Unit	Quantity	Units	Total Value
% of Windows That are this Type 50%	30	4	\$70.00 / SF	5,918	SF	\$414,263
Installed in 1996						

Services - Elevators

Primary Conveyance/Elevators Elevator, Hydraulic, Machine/Controller/Cab	EUL	C-RUL	Cost / Unit	Quantity	Units	Total Value
Quantity of Stops 3	30	26	\$25,000.00 / STOP	3	STOP	\$75,000
Installed in 2018						
Secondary Conveyance/Elevators -	EUL	C-RUL	Cost / Unit	Quantity	Units	Total Value
Quantity of Stops 0	-	N/A	- / -	0	-	\$0
Installed in -						

Services - Plumbing

Primary Plumbing System Supply & Sanitary, Medium Density (Includes Fixtures)	EUL	C-RUL	Cost / Unit	Quantity	Units	Total Value
Area of building served 100%	40	36	\$15.00 / GSF	49,317	GSF	\$739,755
Installed in 2018						
Secondary Plumbing System -	EUL	C-RUL	Cost / Unit	Quantity	Units	Total Value
Area of building served 0%	-	N/A	- / -	-	-	\$0
Installed in -						

Services - Cooling - Central System

Primary Central Cooling System None	EUL	C-RUL	Cost / Unit	Quantity	Units	Total Value
Area of building served 0%	-	N/A	- / -	-	-	\$0
Installed in -						
Secondary Plumbing System -	EUL	C-RUL	Cost / Unit	Quantity	Units	Total Value
Area of building served 0%	-	N/A	- / -	-	-	\$0
Installed in -						

Services - Heating - Central System

Primary Heating System Boiler(s)/System - Fuel Oil	EUL	C-RUL	Cost / Unit	Quantity	Units	Total Value
Area of building served 100%	30	26	\$60.00 / MBH	1,409	MBH	\$84,543
Installed in 2018						
Secondary Heating System -	EUL	C-RUL	Cost / Unit	Quantity	Units	Total Value
Area of building served 0%	-	N/A	- / -	-	-	\$0
Installed in -						

2022 School Facilities Inventory Report

Facility Name: **LAMOILLE NORTH SU | HYDE PARK ELEMENTARY SCHOOL | 50 EAST MAIN STREET, HYDE PARK 5655 - Combination (PreK thru 6) - Main Building**

Services - HVAC Distribution

Primary HVAC Distribution System **Forced Air System (AHUs, Ductwork, VAVs), 2-Pipe System**

Area of building served	EUL	C-RUL	Cost / Unit	Quantity	Units	Total Value
60%	30	26	\$18.00 / GSF	29,590	GSF	\$532,624
Installed in 2018						

Secondary HVAC Distribution System **Even Mix of Piped and Forced Air, 2-Pipe System**

Area of building served	EUL	C-RUL	Cost / Unit	Quantity	Units	Total Value
40%	30	26	\$14.00 / GSF	19,727	GSF	\$276,175
Installed in 2018						

Services - Package Systems

Primary HVAC Package Unit & Splits **None**

Area of building served	EUL	C-RUL	Cost / Unit	Quantity	Units	Total Value
0%	-	N/A	- / -	-	-	\$0
Installed in -						

Secondary HVAC Package Unit & Splits **-**

Area of building served	EUL	C-RUL	Cost / Unit	Quantity	Units	Total Value
0%	-	N/A	- / -	-	-	\$0
Installed in -						

Services - Fire Suppression

Primary Fire Suppression System **Sprinkler System, Medium Density/Complexity**

Area of building served	EUL	C-RUL	Cost / Unit	Quantity	Units	Total Value
100%	40	36	\$5.00 / GSF	49,317	GSF	\$246,585
Installed in 2018						

Secondary Fire Suppression System **Kitchen Hood or Computer Center Suppression System**

Area of building served	EUL	C-RUL	Cost / Unit	Quantity	Units	Total Value
1 EA	20	16	\$10,000.00 / EA	1	EA	\$10,000
Installed in 2018						

Services - Fire Alarm System

Primary Fire Suppression System **Modern Addressable Fire Alarm System**

Area of building served	EUL	C-RUL	Cost / Unit	Quantity	Units	Total Value
100%	20	16	\$3.00 / SF	49,317	SF	\$147,951
Installed in 2018						

Secondary Fire Suppression System **-**

Area of building served	EUL	C-RUL	Cost / Unit	Quantity	Units	Total Value
0%	-	N/A	- / -	-	-	\$0
Installed in -						

Services - Security Systems

Primary Security & Low Volt System **None**

Area of building served	EUL	C-RUL	Cost / Unit	Quantity	Units	Total Value
0%	-	N/A	- / -	-	-	\$0
Installed in -						

Secondary Security & Low Volt System **-**

Area of building served	EUL	C-RUL	Cost / Unit	Quantity	Units	Total Value
0%	-	N/A	- / -	-	-	\$0
Installed in -						

Services - Electrical Distribution/Infrastructure

Electrical Distribution/Infrastructure **Main Distribution Panel w/Sub Panels and Generator/UPS - Medium Density**

Area of building served	EUL	C-RUL	Cost / Unit	Quantity	Units	Total Value
100%	40	36	\$22.00 / GSF	49,317	GSF	\$1,084,974
Installed in 2018						

Services - Solar Power (PV)

Solar (Electric Generation) Provided **None**

Owned/Maintained by School **-**

Quantity of Panels **0**

Installed in **-**

Value of Solar PV Panels: **-**

EUL	C-RUL	Cost / Unit	Quantity	Units	Total Value
-	N/A	- / -	-	-	\$0

Ancillary Structures

Ancillary Structures **None**

Total SF of Ancillary Structures **-**

Installed in **-**

EUL	C-RUL	Cost / Unit	Quantity	Units	Total Value
-	N/A	- / -	-	-	\$0

Secondary Ancillary Structures **-**

Total SF of Secondary Ancillary Structures **0**

Installed in **-**

EUL	C-RUL	Cost / Unit	Quantity	Units	Total Value
-	N/A	- / -	-	-	\$0

Additional Comments

2022 School Facilities Inventory Report

Facility Name: **LAMOILLE NORTH SU | HYDE PARK ELEMENTARY SCHOOL | 50 EAST MAIN STREET, HYDE PARK 5655 - Combination (PreK thru 6) - Main Building**

Explanation of Terms

Projected Capital Planning Cash Flow	The estimated replacement costs of systems as they expire annually.
Facility Condition Index (FCI)	The cost -weighted depleted value of the building compared to the total value of all its systems; overall percent of building useful life consumed by years in service.
Total Value of Assets	The total estimated replacement cost of all the assets listed in the form.
Value of Assets per GSF	The Total Value of all Assets in the form divide by the Gross Square Footage (GSF) of the building.
Facility Condition Index (FCI) Compared to Portfolio	The Facility Condition Index (FCI) of the building overlaid on the chart of FCI's for all buildings in the portfolio. Indicated by a red line in the chart.
Calculated Remaining Useful Life(C-RUL)	The current number of remaining years a system may be expected to perform in designed service.
Expected Useful Life (EUL)	The total number of years a system can be expected to perform in designed service when new.
Gross Square Footage (GSF)	The total square footage contained within the building for all floors/levels.
Cost per Unit	The estimated base cost for a single unit of a system. When multiplied by Quantity results in the total system cost.
Quantity	The amount of a system present in a building. When multiplied by the Cost per Unit results in the total system cost.
Units	The expressed unit of measure for a given system (GSF, EACH, TON, etc).
Ancillary Structures	Buildings on site that are typically known as portables, relocatables or temporary buildings.